



HPA-10020FC5

SERIES

---

## Safety, Operation, and Procedure Instructions for the HPA-C5 AC Hipot

### Danger- Lethal Voltages:

#### Equipment to be used by trained personnel only

This Operator Manual contains instructions for the operation of a High Voltage power source. The operator of this equipment must use good judgement and follow all safety precautions noted in this guide to ensure the protection of himself and others in close proximity to the test area. **Failure to follow the instructions could result in injury or death. Proper grounding of the test set must be done prior to connecting this unit to a power source.**

# Operator Manual

---



© HIGH VOLTAGE, INC.  
31 Route 7A  
Copake, N.Y. 12516  
Phone 518/329-3275 • Fax 518/329-3271  
<http://www.hvinc.com>  
E-mail: [factory@hvinc.com](mailto:factory@hvinc.com)

# Table of Contents

About the Operator Manual	1
SECTION 1	
General Information	2
Features and Specifications	3
Controls and Indicators	4-6
SECTION 2	
Setting up the Equipment	7
Operating the Equipment	8-10
Blank Page for Notes	11
SECTION 3	
Performing Special Operations	12
Meter Re-calibration	12-14
Miscellaneous	14
Return Material	15
Warranty	16
ATTACHMENTS	5 PAGES, PARTS LIST 10 PAGES, SCHEMATICS

## About the Operator Manual

### Important

*This Operator Manual describes the features and safe operation of a High Voltage Test Set. The instructions are intended to be clear and simple, but the operator must be trained and qualified according to established procedures for the use of this type of equipment.*

This Operator Manual is organized to provide information on the **HPA-10020FC5** in steps that familiarize the new operator with the operation of this test set.

Section 1: Specifications and Controls.

Section 2: Setup and Operation.

Section 3: Performing Special Operations.

The Functions, Features, and Specifications of this HPA Series of AC Hipots are also discussed in the HPA Brochure available from High Voltage, Inc.

## General Information

This section familiarizes the operator with the features and specifications of the

**HPA-10020FC5 AC Test Set** manufactured by **HIGH VOLTAGE, INC.**

## Features and Specifications

The HPA-10020FC5 AC hipot test set provides continuously adjustable output voltages for the testing up to 100kV at 20kVA

### Features of the HPA-10020FC5 AC Hipot

- Continuously adjustable motorized output voltage control
- Auto/Manual Output Mode selection
- Programmable output Rate of Rise, with speeds of 1kV-10kV per second.
- Fixed primary current overload, factory set to 120% of variable transformer rated primary current
- Adjustable secondary current overload, settable from 10-110% of secondary current rating
- "Zero Start" and External Interlock provision
- Secondary connected voltage readout 0-100.0kVac
- Output current readout 0-200mA

## PFT-10020FC5 MODEL SPECIFICATIONS

	<p style="text-align: center;">PFT-10020FC5</p> <p style="text-align: center;">Part No. PFT-1477S</p>
Input	230 V, 50/60 Hz, 100 amps, single phase
Output	0-100kVac, 20KVA resistive load, (0.2A)
Output Termination	Shielded Output Cable
Duty	1 hour ON, 1 hour OFF (50% DUTY) 100kV, 0.2A
Distortion	<5%
Meter Accuracy	1% of full scale
Kilovolt Display	Scaled 0-100.0kVac (RMS)
Current Display	Scaled 0-200mA
Dimensions:	
Control	22"w x 25.5"d x 47.25"h (56cm w x 65cm d x 120cm h)
Tank	18.5"w x 17.5"d x 37.5"h (47cm w x 44cm d x 95cm h)
Weights:	
Control	290 Lb (132kg)
Tank	375 Lb (170kg)

Figure 1 *HPA-10020FC5 front panel controls.*

## **PLC**

The **PLC** allows for pre-programmed test cycles and monitoring of the test sequence and documentation. The **PLC** will boot up when MAIN POWER and CONTROL POWER are both active.

## **CONTROL POWER**

The **CONTROL POWER** circuit breaker provides protection for the control circuits. The neon lamp will light when both the MAIN POWER and CONTROL POWER breakers are on and voltage is available through input line cord.

## **EMERGENCY STOP**

The **EMERGENCY STOP** switch, when depressed, shuts off the high voltage output. To release, rotate the cap clockwise.

## **ETHERNET CONNECTOR**

The **ETHERNET CONNECTOR** is for downloading test data to an external computer .

## **MAIN POWER CIRCUIT BREAKER AND FUSES**

The **MAIN POWER** circuit breaker provides the power connection to the control and power circuits. A neon lamp will light when the power is on and voltage is available through the input line cord. The fuses protect the control circuits and are easily accessed for maintenance.

## **EXT INTLK (EXTERNAL INTERLOCK)**

The **Ext Intlk** terminal block, located near the input power terminal block, is provided to allow for a normally open safety interlock switch to control the energizing of the high voltage output.



## SETTING UP THE EQUIPMENT

The setup of this equipment must be in accord with local electrical codes and requirements. Careful consideration of the operator and any support personnel must be taken to minimize the possibility of electrical shock. These instructions provide an outline for the safe installation of this equipment. The need for a restricted access test area and the use of safety interlocks cannot be stressed enough. Always think safety above all else when installing any high voltage test equipment.

1. **Position the cabinet in the testing area. Locate the cabinet close to a 230V 50/60Hz power source.** Select a location for the cabinet unit that will allow easy viewing of the meters.
2. **Be sure that all the controls are off**, in their de-energized position.
3. **Secure a CUSTOMER supplied ground lead to the cabinet rear brass ground stud.** The ground lead must be of sufficient ampacity to accept the line power fault current. A 6 AWG lead or larger is appropriate. Secure the ground to the building frame or to a secure station ground in the area. A single point ground is recommended. DO NOT RELY ON GROUNDS IN THE POWER LINES AS THESE MAY BE TIED THROUGH CONDUIT COUPLINGS AND MAY NOT BE A SOLID GROUND.
4. Wire the input power cord to the 230V 50/60Hz 100 Ampere source. Be sure to connect the ground wire to a solid earth connection.

## Operating the Equipment

This section provides step-by-step instruction on various test methods. Many facilities have their own in-house test procedures, and this manual is not to supercede these. The purpose of this section is to explain the capabilities of this test set in real-world applications.

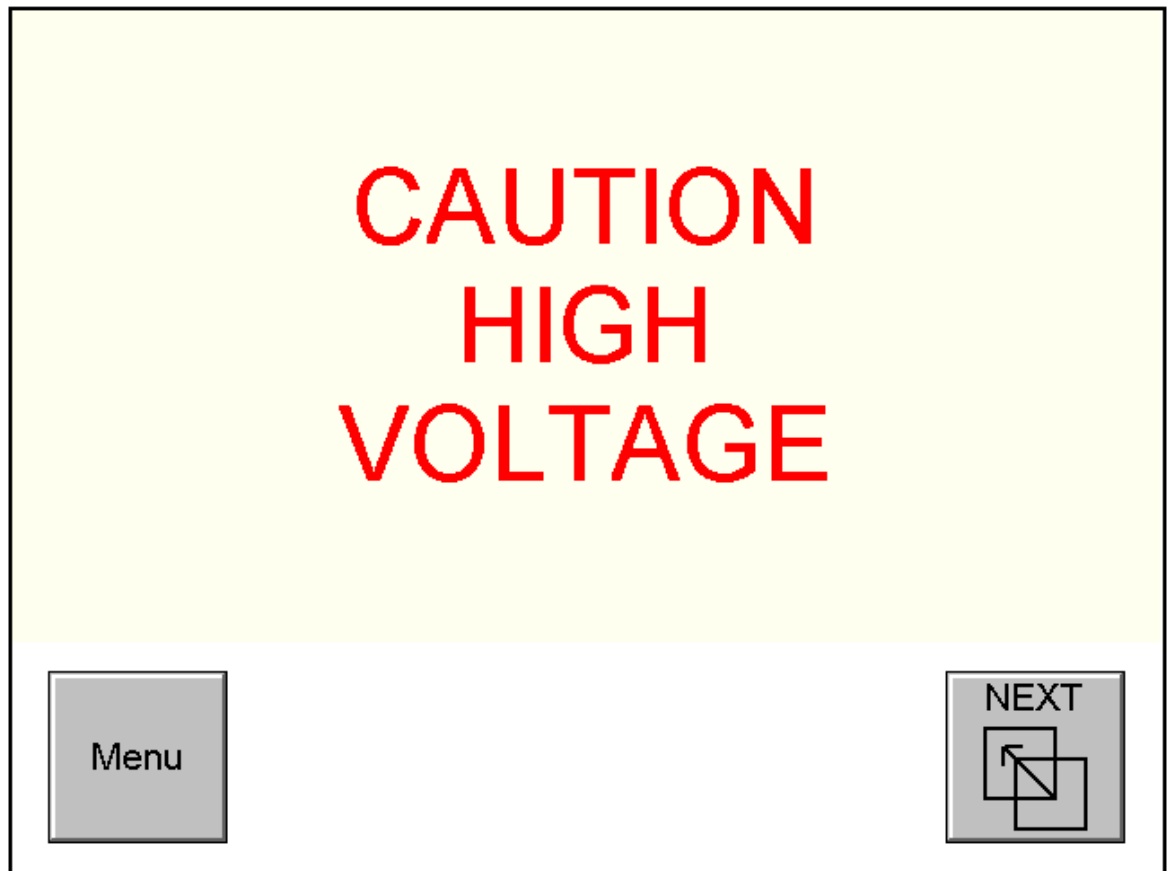
### *AC Insulation Testing*

1. Ensure that all the steps listed in **Setting up the Equipment** have been accomplished. Take special note to ground the cabinet to a solid earth ground.
2. Install the desired test fixture and make appropriate connections to the test sample. ***Be sure that there is enough clearance to grounded objects for the expected test voltage. The minimum clearance in air is 10 kV ac/inch.***
3. Operate the **MAIN POWER** circuit breaker **ON** to energize the main power circuits. If 230v is available, the **MAIN POWER** pilot light will illuminate.

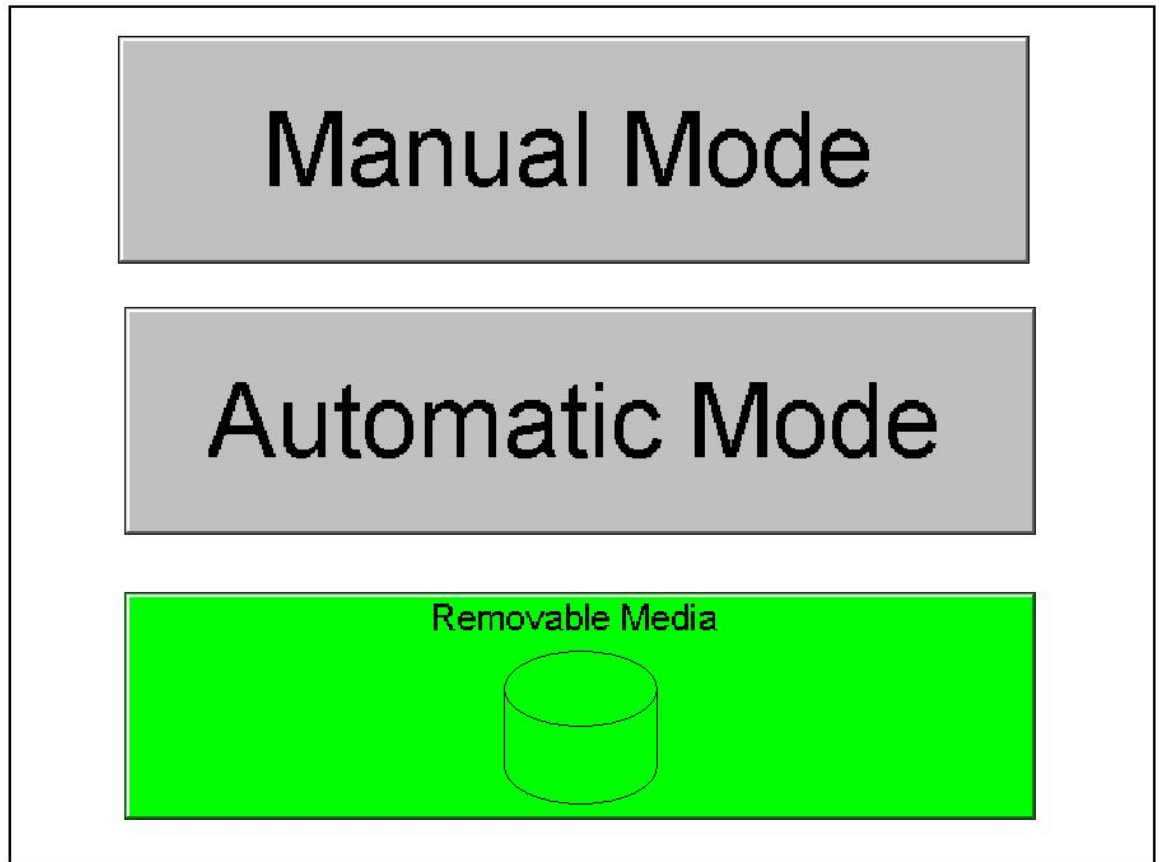
\* \* \* C A U T I O N \* \* \*

P O T E N T I A L L Y   L E T H A L   V O L T A G E S   M A Y   B E   P R E S E N T

4. Operate the **CONTROL POWER** circuit breaker to the **ON** position.

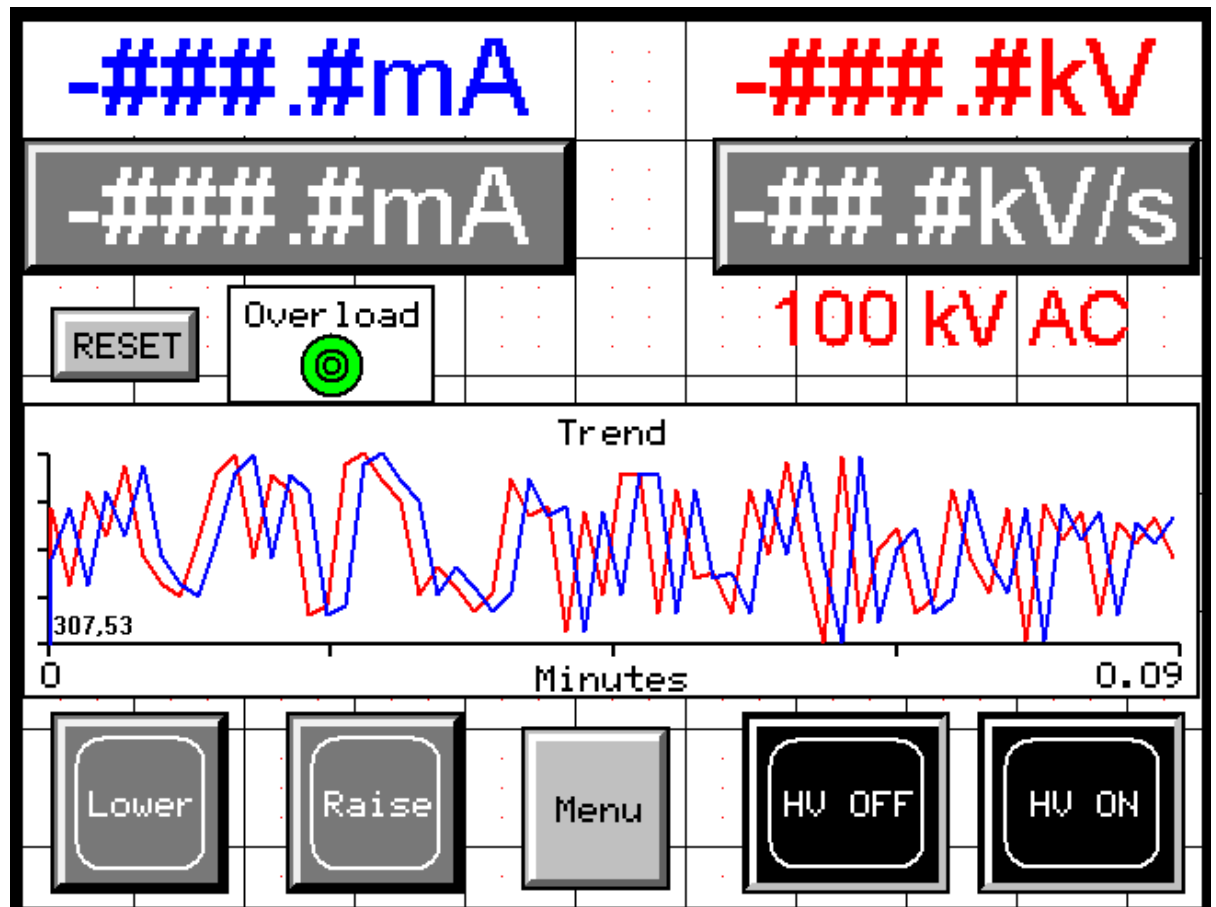


Enable Output



1. Choose Manual or Automatic Mode of Operation

## Manual Mode



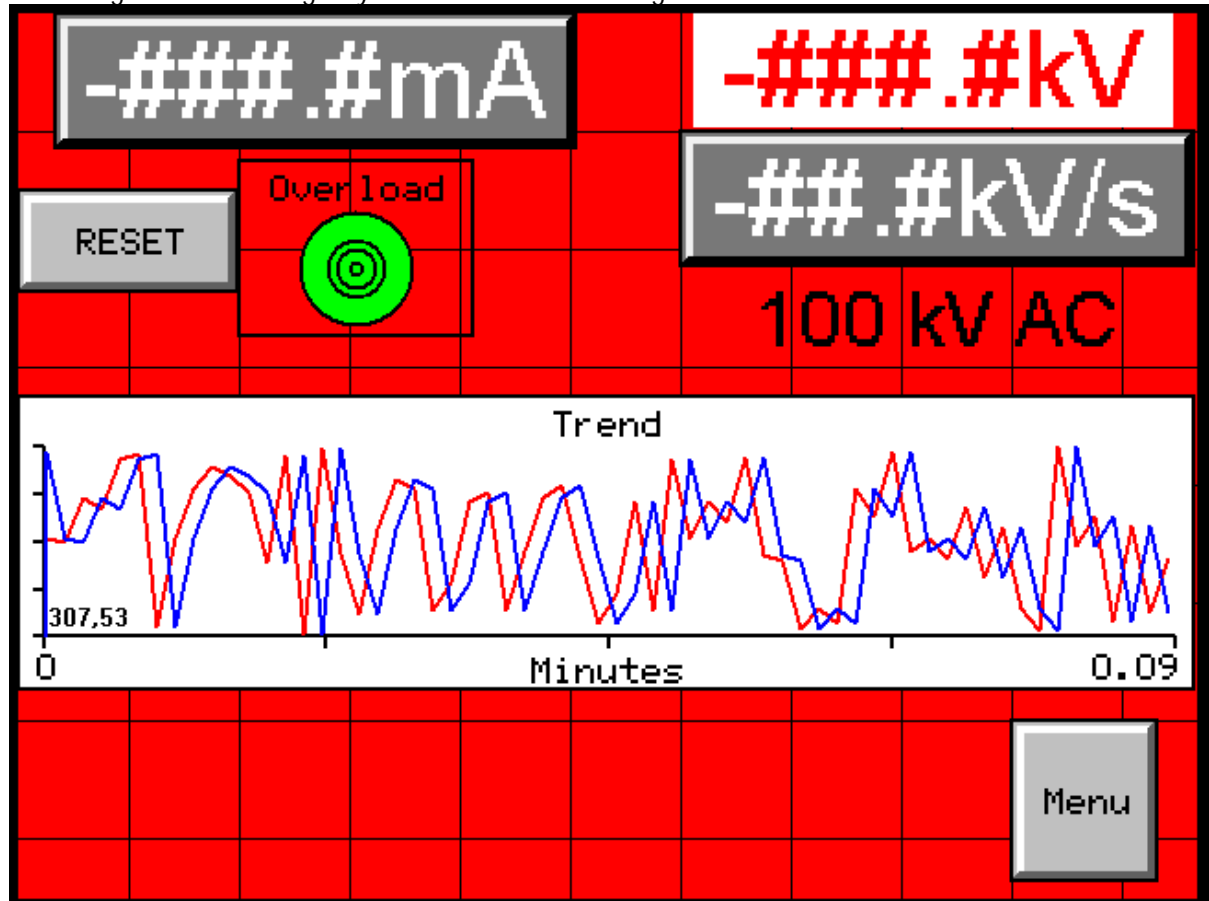
1. Press the gray current overload set area on the touchscreen use the keypad to set the desired **OVERLOAD** current trip level.
  - a. 100 kV AC 20mA – 220mA

2. Press the grey rate of rise area on the touchscreen to set the desired rate of rise
  - a. 100 kV AC 1.00kV/S – 10.0 kV/s
3. Depress the **HV ON**

\*\*\* CAUTION \*\*\*

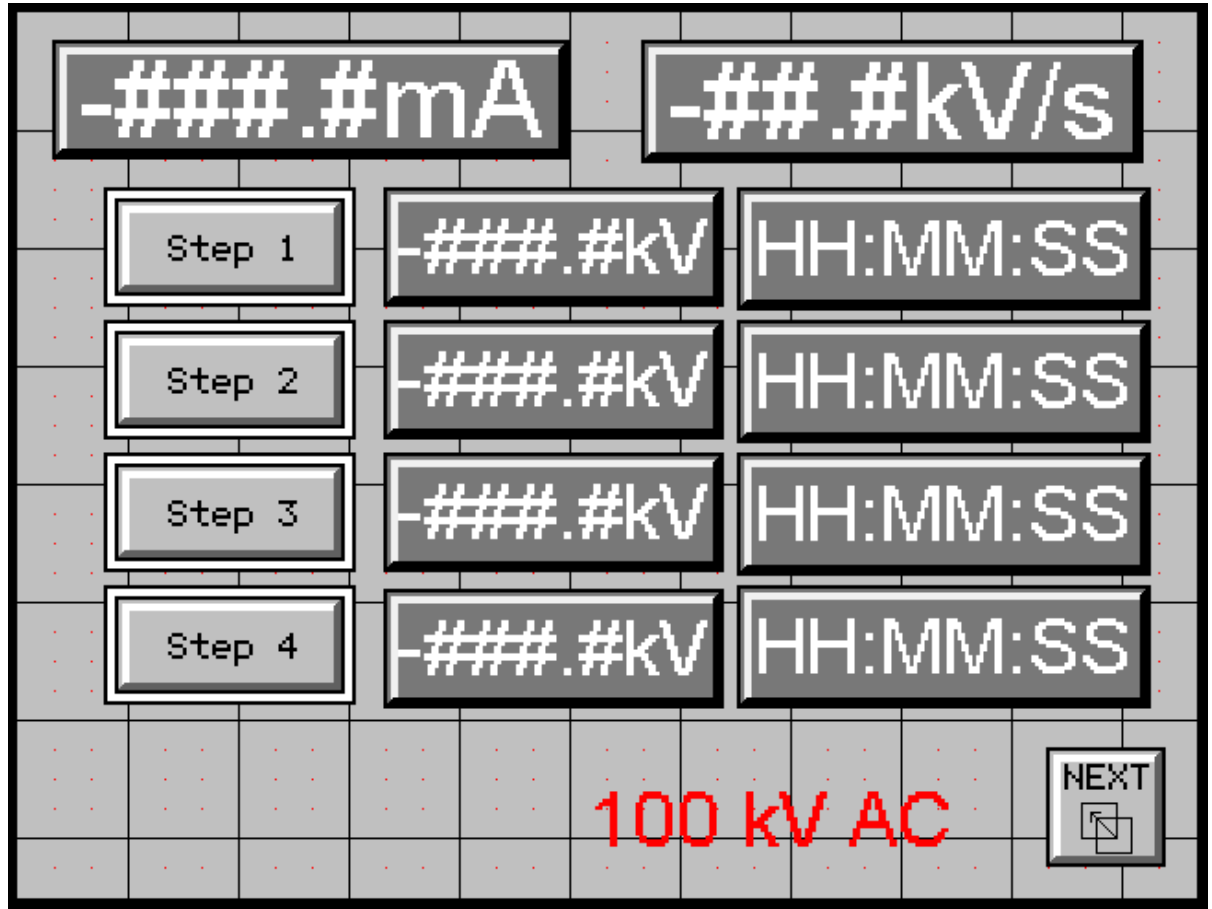
POTENTIALLY LETHAL VOLTAGES MAY BE PRESENT

4. Adjust the output voltage to the desired level by touching the **OUTPUT RAISE** or **LOWER** buttons
5. If the **HIGH VOLTAGE OFF** pushbutton is depressed while testing, the output control automatically returns to zero.
6. **Note:** If a fault occurs while testing, the voltmeter retains the voltage level and the **OVERLOAD RESET** light blinks. Testing may be resumed after touching the **OVERLOAD RESET** button.



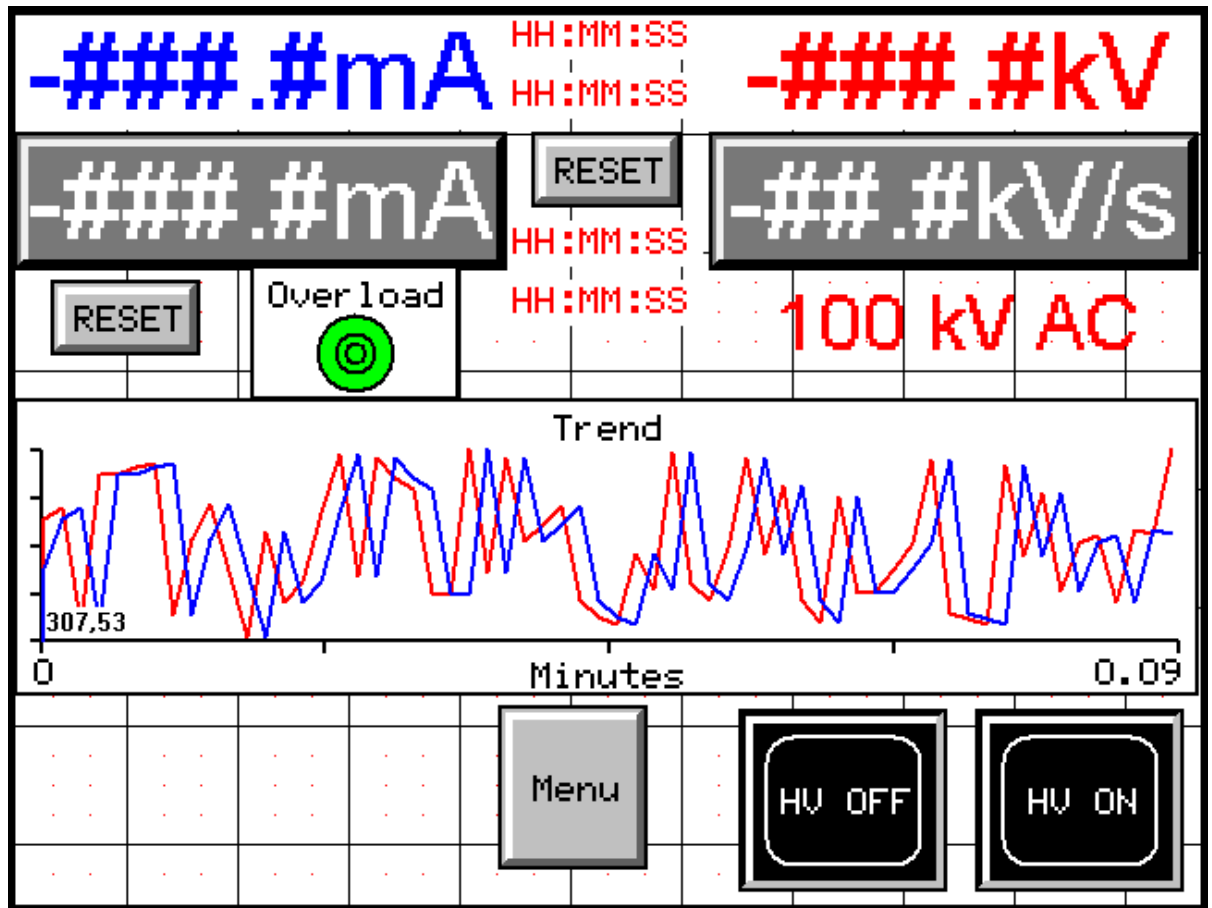
7. At the conclusion of testing, return the output voltage to zero before depressing **HIGH VOLTAGE OFF**. Turn off the **CONTROL POWER** breaker and the **MAIN POWER** breaker.
8. Thoroughly ground the test sample and the high voltage bushing before disconnecting the output from the load.

### Auto Mode



1. Press the gray current overload set area on the touchscreen use the keypad to set the desired **OVERLOAD** current trip level.
  - a. 100 kV AC 20mA – 220mA
2. Press the grey rate of rise area on the touchscreen and use the keypad to set the desired rate of rise
  - a. 100 kV AC 1.0kV/S – 10.0kV/s

3. Touch the step 1 button to enable step 1 and set the desired test voltage and time as required for the DUT Touch the step
4. Touch the step 2 button to enable step 2 and set the desired test voltage and time as required for the DUT
5. Repeat as required for a total of 4 steps
6. Touch the next button to navigate to the auto run screen



7. Touch **HV ON**

\*\*\* CAUTION \*\*\*

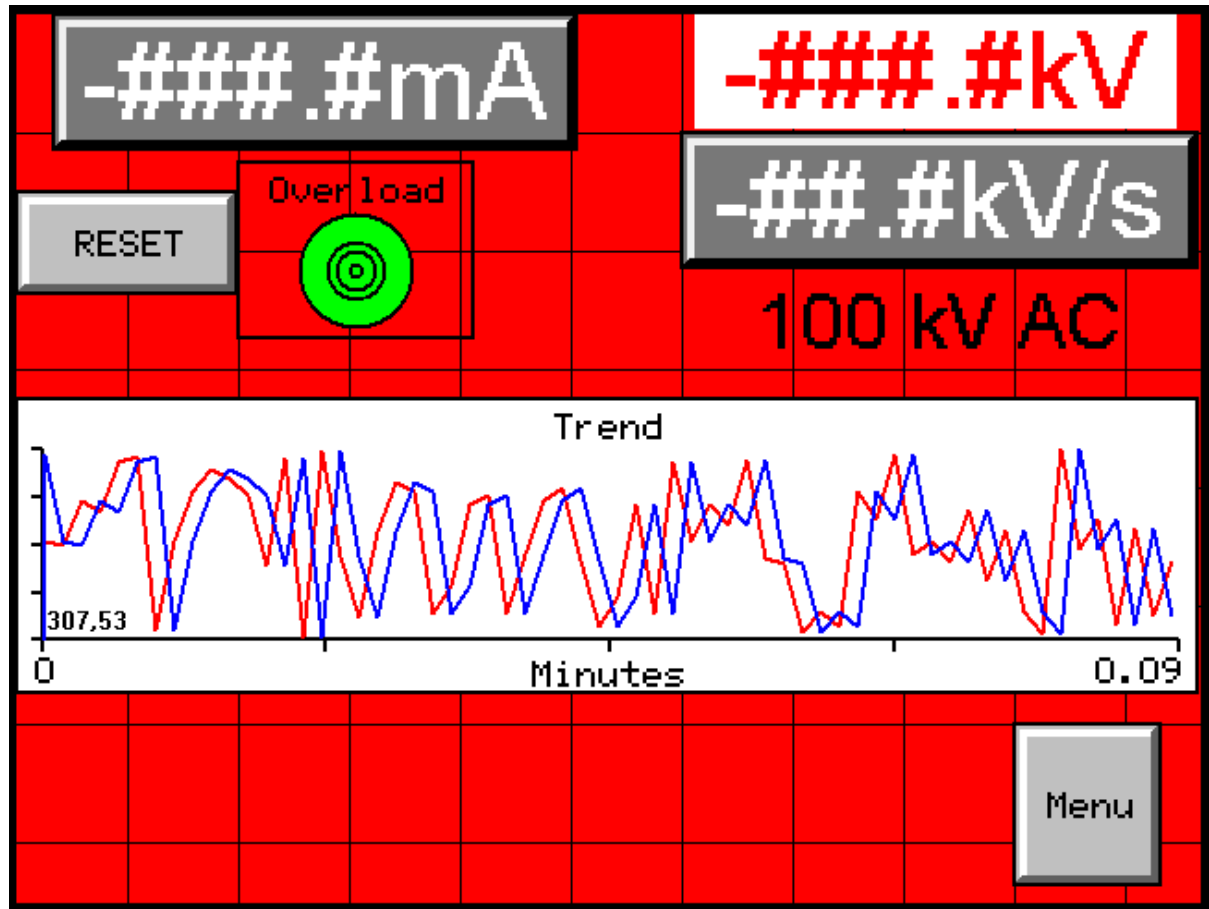
POTENTIALLY LETHAL VOLTAGES MAY BE PRESENT



8. The output voltage increases at the selected **RATE OF RISE** until the output voltage matches the pre-set limit (Some overshoot/undershoot may be experienced at different speeds and voltages). The output remains at the test voltage until the elapsed time on the **TIMER** expires. Afterwards, the output control automatically returns to zero and the high voltage shuts off.

If the **HIGH VOLTAGE OFF** pushbutton is depressed while testing, the output control automatically returns to zero.

**Note:** If a fault occurs while testing, the voltmeter retains the voltage level and the **OVERLOAD RESET** light blinks. Testing may be resumed after depressing the **OVERLOAD RESET** pushbutton.



9. At the conclusion of testing, turn off the **CONTROL POWER** breaker and the **MAIN POWER** breaker.
10. Thoroughly ground the test sample and the high voltage bushing before disconnecting the output from the load.

THIS THIS PAGE LEFT BLANK FOR APPLICATION NOTES

## PERFORMING SPECIAL OPERATIONS

The following section contains information on the care and upkeep of your new AC Test Set. There are some notes on troubleshooting and service, which will save much time and money over the life of the unit.

### Meter Re-calibration

The HPA SERIES of hipots use precision metal film resistors for measurement and calibration of the voltmeter. The use of these resistors in both the high voltage tank and the metering circuits has minimized circuit drift due to aging and temperature. If recalibration is necessary, potentiometers are provided to compensate any discrepancies.

**The certification of meters on a yearly basis is recommended to ensure accurate test results.**

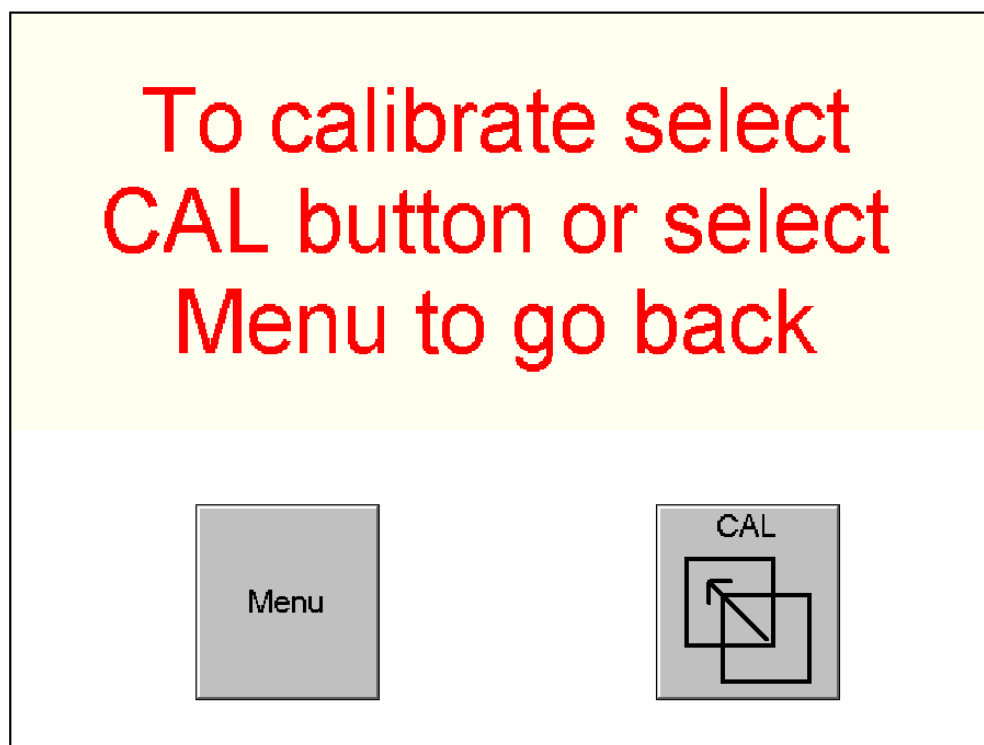
### *Voltage Calibration*

1. Locate the unit in a position that will allow easy reading of the meters.
2. Perform the steps in **Setting up the Equipment**. Be sure to ground the power and high voltage sections to a solid earth ground using a ground lead as mentioned in **Setting up the Equipment** prior to connecting the unit to input power.
3. Connect the output toroid to a calibrated reference meter with ability to read to the full output voltage of the unit. Be sure to ground the low side of the meter.
4. Raise the output to one half scale on the unit meter. See below adjust the cal factor as required
5. Check calibration at half and full scale. If the customer facility calibration certification requires more points of reference, follow those procedures instead of these.
6. Repeat steps 4 and 5 as required

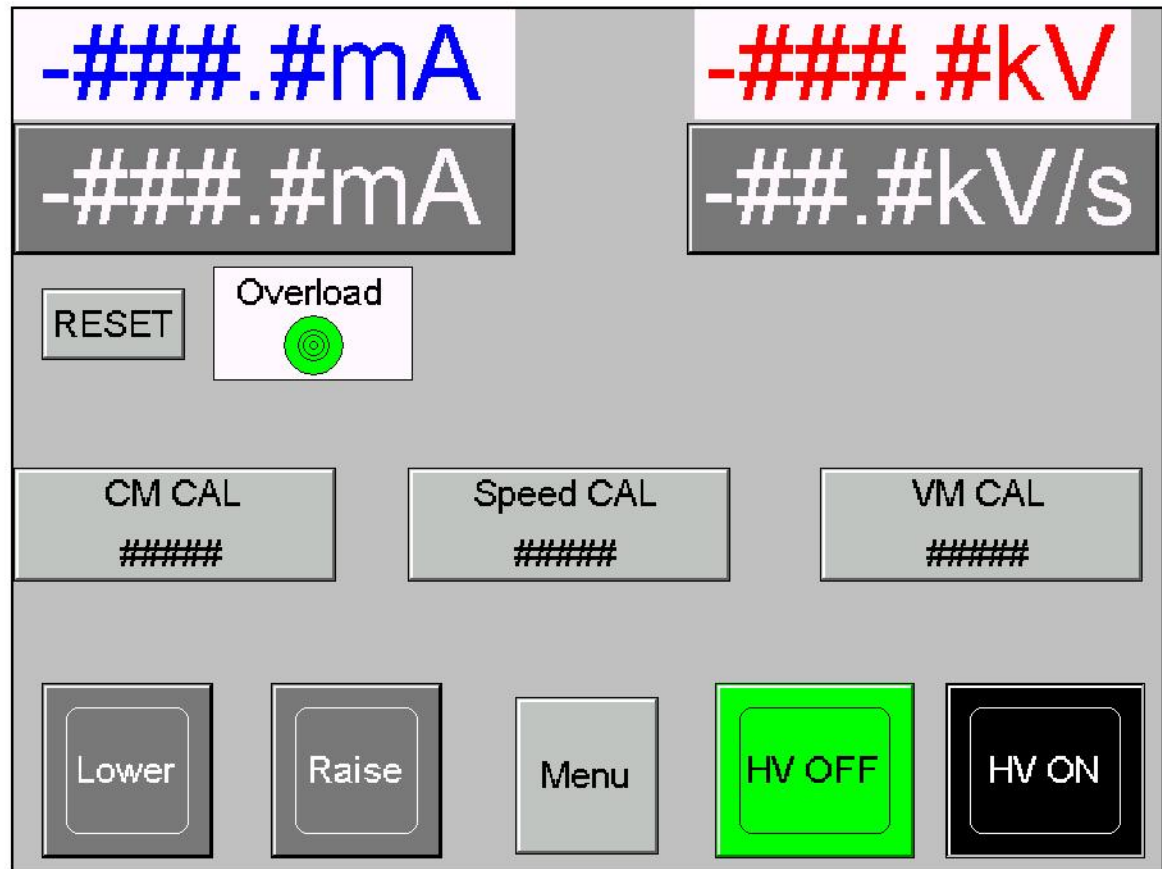
## Current Calibration

1. Locate the unit in a position that will allow easy reading of the meters.
2. Perform the steps in **Setting up the Equipment**. Be sure to ground the power and high voltage sections to a solid earth ground using a ground lead as mentioned in **Setting up the Equipment** prior to connecting the unit to input power.
3. Connect the output bushing to a calibrated reference meter with ability to read to the full output current of the unit. Be sure to ground the low side of the meter. **Also be cautious to raise the output slowly as the short circuit of the meter on the output will cause the current to jump quickly.**
4. Raise the output current to one half scale on the unit meter. See below adjust the Cal factor as required.
5. Check calibration at half and full scale. If the customer facility calibration certification requires more points of reference, follow those procedures instead of these.

**Press F5 to navigate to calibration screen**



## Select Cal



### Default Cal Factor Values

CM Cal: 32000

Speed Cal: 32000

VM Cal: 32000

## Miscellaneous

### *Oil Insulated High Voltage Tanks*

The oil-filled tanks in all the HPA SERIES of hipots are field serviceable. The only requirement is that the tank must be oil filled under vacuum at re-assembly if the transformer is left out of the oil for longer than 3 hours. The parts to service the tank are available from HIGH VOLTAGE, INC. at the address noted on the inside front cover of this manual.

## **RETURNED MATERIAL**

If for any reason it becomes necessary to return any equipment or materials to High Voltage, Inc., the Service Department of High Voltage, Inc. must be notified, and authorization received, prior to the shipment of the equipment. When notified, the following information must be provided:

MODEL:

SERIAL NO:

PART NO:

REASON FOR RETURN:

SUSPECTED DEFECT:

CAUSE OF DEFECT:

With the above information provided, High Voltage, Inc. will determine if the return of the equipment is appropriate. If deemed appropriate, a Return Authorization Number will be issued. At that time, the Purchaser will be instructed how to mark and return the equipment.

The above procedure must be adhered to in order to ensure prompt service. No equipment should be returned without the prior knowledge and authorization of High Voltage, Inc.

## **REPLACEMENT PARTS ORDERING**

To order replacement parts, first refer to the Parts List for the product in question. Every part is issued a part number. It is necessary this part number, the product model and serial number are provided. When calling High Voltage, Inc. request the Service Department.

## **REPLACEMENT PARTS ORDERING**

To order replacement parts, first refer to the Parts List for the product in question. Every part is issued a part number. It will be necessary for this part number and the product model and serial number to be provided. When calling High Voltage, Inc. request the Service Department.

THESE TERMS AND CONDITIONS OF SALE AND LIMITED WARRANTY OF HIGH VOLTAGE, INC. ("High Voltage") SHALL BE GOVERNED BY AND CONSTRUED ACCORDING TO THE INTERNAL LAWS OF THE STATE OF NEW YORK, USA, WITHOUT GIVING EFFECT TO ITS CONFLICT OF LAWS PROVISIONS. THE RIGHTS AND OBLIGATIONS OF ALL PARTIES AND ALL PERSONS OR ENTITIES CLAIMING HEREUNDER SHALL NOT BE GOVERNED BY THE PROVISIONS OF THE 1980 U.N. CONVENTION ON CONTRACTS FOR THE INTERNATIONAL SALE OF GOODS.

1. **ACCEPTANCE.** All orders become effective only when accepted by High Voltage's written order acknowledgment at Copake, New York, USA. Unless modified in writing by an authorized representative of High Voltage, or modified in High Voltage's Quotation or order Acknowledgment, these Terms and Conditions and Limited Warranty shall solely control Purchaser's order. High Voltage expressly rejects any additional or different provisions, terms or conditions proposed by Purchaser at any time.

2. **SCHEDULING.** High Voltage's shipping date specified in High Voltage's quotation or purchase order acknowledgment is approximate and High Voltage shall use reasonable commercial efforts to effect timely shipment. Furthermore, High Voltage shall not be liable for any delay in the performance of orders or contracts or in the delivery or shipment of goods or for any damages suffered by Purchaser by reason of such delay when such delay is, directly or indirectly, caused by, or in any manner arising from Purchaser's fault, fires, floods, accidents, riots, acts of God, war, governmental interference or, embargoes, strikes, labor difficulties, shortage of labor, fuel, power, materials or supplies, transportation delays, or any other cause or causes (whether or not similar in nature to any of these hereinbefore specified) beyond the control of High Voltage.

3. **CANCELLATIONS.** Prior to shipment, Purchaser may request cancellation or delayed delivery of an order or part thereof, but such shall be conditioned upon written consent of High Voltage and upon payment to High Voltage of cancellation or delayed delivery charges to be determined by High Voltage.

4. **SALE AND DELIVERY.** Unless otherwise agreed in writing, sale and delivery of the goods hereunder shall be made EXW or FCA (Incoterms® 2010) at High Voltage's option, High Voltage's dock at Copake, New York, USA, at which time all risk of loss or damage shall pass to Purchaser. All shipments and packaging shall be made in the manner determined by High Voltage, unless otherwise requested by Purchaser, in which case any resultant additional changes and expenses shall be paid by Purchaser.

5. **TAXES.** Any and all sales, use, excise and similar taxes, and duty and all other charges levied or imposed by governmental authority, foreign and domestic, upon any goods sold or contracted to be sold shall be paid by Purchaser and added to the purchase price unless appropriate tax exemption certificates are supplied to High Voltage in form satisfactory to High Voltage.

6. **PAYMENTS.**

a. All payments shall be in US Dollars without discount unless otherwise specified in High Voltage's order acknowledgment. Credit card payments are accepted only if specified in High Voltage's order acknowledgment.

b. Terms of payment are net thirty (30) days from date of invoice, unless otherwise agreed by High Voltage in its order acknowledgment. Delinquent payments are subject to a service charge on the unpaid balance from invoice date equal to the lower of 1-1/2% per month or the maximum rate permitted by law until all amounts are paid in full. If the financial responsibility of Purchaser becomes unsatisfactory to High Voltage for any reason, or if Purchaser has been in default to High Voltage under any order, High Voltage may require full payment in cash before shipment of goods.

c. If Purchaser so requests and makes arrangements prior to shipment

which meet High Voltage's full satisfaction, High Voltage in its discretion may accept irrevocable letters of credit in its favor issued by a United States bank which is satisfactory to High Voltage.

7. **INFRINGEMENT, ETC.** On goods manufactured to Purchaser's specifications, Purchaser shall and does indemnify and hold High Voltage harmless against any claims, damages, liabilities, costs and expenses (including attorneys' fees) arising out of or resulting from actual or alleged infringement of patent, copyright, trademark or other proprietary rights, or claim of unfair trade or unfair competition arising from or occasioned by the use, possession, sale or delivery of any such goods sold by High Voltage.

8. **REPRODUCTION RIGHTS.** Drawings, specifications, reports, photographs and other data relating to all orders and all proprietary rights and interests therein and the subject matter thereof shall be and remain the property of High Voltage. Purchaser agrees that it shall not use High Voltage's drawings, specifications or other materials covered by this order, or any similar article from any other source, or reproduce the same or otherwise appropriate them, without the prior written authorization of High Voltage.

9. **LIMITED WARRANTY.**

a. High Voltage warrants to the original Purchaser of any new goods that the goods are free from defects in material and workmanship under normal use and service for a period of one (1) year from the date of shipment by High Voltage. The obligation of High Voltage under this Limited Warranty is limited, in High Voltage's exclusive option, to repair, replace with new or reconditioned parts or issue credit for goods, parts or materials which prove to be defective. Costs incurred by Purchaser for labor or other expenses to repair or replace such goods, parts and/or materials shall be the sole responsibility of Purchaser. High Voltage shall not be responsible for any damage or lack of performance resulting from: (i) defects due to accident, negligence, alteration, modification, faulty installation, abuse or misuse, whether by Purchaser, Purchaser's agents or employees, or by others than High Voltage (ii) attempted or actual dismantling, disassembly, service or repair by any person, firm or corporation not specifically authorized in writing by High Voltage, or (iii) defects caused by or due to handling by carrier, or incurred during shipment, transshipment or other move.

b. High Voltage expressly disclaims any warranty whatsoever of (i) consumables, and of (ii) parts, components, software (including but not limited to object code and source code and software user instructions), accessories, and materials not prepared, compiled or manufactured by High Voltage, and Purchaser must deal directly with such other supplier. High Voltage may elect to assist Purchaser in settling such claim against such other supplier, but any such assistance shall not prejudice High Voltage's position as to its own liability.

c. Compliance with the following Limited Warranty Claim Procedure is a condition precedent to the obligation of High Voltage under this Limited Warranty:

i. Purchaser must notify High Voltage in writing as soon as is reasonably possible, but within the applicable warranty period, of any alleged defect in material, workmanship, or operation of any goods covered under this Limited Warranty. Such notice must describe in detail the defect, any and all defective parts, and the alleged cause of the defect. No goods may be returned to High Voltage without High Voltage's prior written permission, which permission may be withheld by High Voltage in its sole discretion.

ii. At the exclusive option of High Voltage, Purchaser may be directed in writing to dismantle the goods at the Purchaser's cost and expense and ship the goods prepaid to High Voltage (refer to "Returns" Section 10 for provisions regarding the return of any goods to High Voltage). If High Voltage elects to inspect the goods at Purchaser's site, and to repair, replace,

*[Section 9.c.ii. continued on page 2]*



or ship the defective goods to High Voltage's factory, Purchaser, at its own cost and expense, shall provide the facilities for such work as needed to inspect and evaluate and possibly repair/replace the goods. If inspection discloses that the defect is not one for which High Voltage is liable, then Purchaser shall promptly reimburse High Voltage for all expenses incurred.

iii. Upon receipt of the defective goods, or following access to the same, High Voltage shall inspect and evaluate the goods and determine the validity of Purchaser's claim.

iv. The validity of any warranty claim, Purchaser's compliance with the Limited Warranty and Limited Warranty Claim Procedure, and the obligation to replace, repair, or issue credit for any goods are solely and exclusively to be determined by High Voltage and any determination shall be final and binding.

d. THIS WARRANTY IS EXPRESSLY IN LIEU OF ALL OTHER WARRANTIES, STATUTORY OR EXPRESSED OR IMPLIED ON THE PART OF HIGH VOLTAGE, INCLUDING THE WARRANTIES OF MERCHANTABILITY, FITNESS FOR A PARTICULAR PURPOSE, AND NON-INFRINGEMENT; FURTHERMORE, HIGH VOLTAGE MAKES NO WARRANTY REGARDING NON-INTERRUPTION OF USE OR SOFTWARE FREEDOM FROM BUGS. HIGH VOLTAGE NEITHER ASSUMES NOR AUTHORIZES ANY OTHER PERSON, FIRM, OR CORPORATION TO ASSUME ANY LIABILITY OR OBLIGATION IN CONNECTION WITH THIS SALE OR LIMITED WARRANTY ON HIGH VOLTAGE'S BEHALF AND PURCHASER ACKNOWLEDGES THAT NO REPRESENTATION EXCEPT THOSE MADE HEREIN HAS BEEN MADE TO PURCHASER.

10. **RETURNS.** No goods may be returned to High Voltage without High Voltage's prior written permission, which permission may be withheld by High Voltage in its sole discretion. Any request for return authorization must be in writing and include, as applicable, model number, serial number, part number, reason for return, alleged defect, and apparent cause of alleged defect. Except as specifically provided in Section 9 Limited Warranty, if High Voltage consents to return of goods: (a) all return shipments are to be via prepaid freight and with all other charges prepaid, (b) if goods are returned to High Voltage within sixty (60) days from the date of original shipment for reasons other than an error by High Voltage in filling the Purchaser's order, Purchaser shall only be entitled to receive a credit in an amount equal to the payment received by High Voltage for the goods minus (i) handling charges, and (ii) a restocking fee determined solely by High Voltage which shall not exceed twenty five percent (25%) of the invoiced amount, and (c) if goods are returned to High Voltage after sixty (60) days from the date of original shipment for reasons other than an error by High Voltage in filling the Purchaser's order, Purchaser shall only be entitled to receive a credit in the amount equal to the payment received by High Voltage for the goods minus (x) a handling fee, and (y) a restocking fee in excess of twenty five percent (25%) which shall be determined by High Voltage.

11. **SECURITY INTEREST.** In order to induce High Voltage to ship goods without full payment, Purchaser grants a security interest to High Voltage in any and all of Purchaser's right, title and interest in the goods, and Purchaser agrees to comply with any reasonable request of High Voltage to perfect such security interest. Purchaser hereby further authorizes High Voltage to perfect High Voltage's security interest in said goods and consents to filing one or more financing statements without the signature of Purchaser.

12. **ARBITRATION.** Any controversy arising out of or relating to this document, or any breach thereof, including, without limitation, any claim that this document is voidable or void, shall be submitted to final and binding arbitration before, and in accordance with, the Commercial Rules of the American Arbitration Association then in effect, and judgment upon the award may be entered in any court have jurisdiction thereof; provided, however, that this clause shall not be construed to limit any rights which

High Voltage may have to apply to any court of competent jurisdiction for equitable, injunctive or provisional relief. This arbitration provision shall be deemed self-executing, and in the event that either party fails to appear at any properly noticed arbitration proceeding, an award may be entered against such party notwithstanding said failure to appear. Such arbitration shall be conducted before a single arbitrator under the aegis of the American Arbitration Association in Columbia County, State of New York. The arbitrator shall have the authority to award expenses to the successful party.

13. **LIMITATION OF LIABILITY.** TO THE MAXIMUM EXTENT PERMITTED UNDER APPLICABLE LAW, AND NOTWITHSTANDING ANYTHING ELSE IN THIS DOCUMENT OR OTHERWISE, INCLUDING THAT HIGH VOLTAGE WAS WARNED THAT DAMAGES WOULD OCCUR OR WERE LIKELY TO OCCUR, HIGH VOLTAGE SHALL NOT BE LIABLE WITH RESPECT TO ANY SUBJECT MATTER OF THIS DOCUMENT UNDER ANY CONTRACT, NEGLIGENCE, STRICT LIABILITY OR OTHER LEGAL OR EQUITABLE THEORY FOR (i) ANY AMOUNTS IN EXCESS IN THE AMOUNT PAID TO HIGH VOLTAGE FOR THE PARTICULAR GOODS OR PART THEREOF WHICH GAVE RISE TO THE APPLICABLE CAUSE OF ACTION OR CLAIM, OR (ii) ANY INDIRECT, INCIDENTAL OR CONSEQUENTIAL DAMAGES, LOST PROFITS OR LOST OR CORRUPTED DATA, OR (iii) COST OF PROCUREMENT OF SUBSTITUTE GOODS, SOFTWARE, TECHNOLOGY OR SERVICES. HIGH VOLTAGE SHALL HAVE NO LIABILITY FOR ANY FAILURE OR DELAY DUE TO MATTERS BEYOND ITS REASONABLE CONTROL.

14. **SEVERABILITY.** These Terms and Conditions and Limited Warranty are the entire understanding between Purchaser and High Voltage with respect to the subject matter hereof and supersede all prior agreements, dealings and negotiations. No modification, alteration or amendment shall be effective unless made in writing and signed by a duly authorized representative of High Voltage. No waiver of any breach hereof shall be held to be a waiver of any other or subsequent breach. Nothing contained in this document shall be construed as requiring the commission of any act contrary to law. Whenever there is any conflict between any provision of this document and any present or future statute, ordinance or regulation contrary to which the parties have no legal right to contract, the latter shall prevail, but in such event the provision of this document thus affected shall be curtailed and limited only to the extent necessary to bring it within the requirements of the law. In the event that any part, article, section, paragraph, sentence or clause of this document shall be held to be indefinite, invalid or otherwise unenforceable, the entire document shall not fail on account thereof, and the balance of the document shall continue in full force and effect. If any arbitration tribunal or court of competent jurisdiction deems any provision hereof (other than for the payment of money) unreasonable, said arbitration tribunal or court may declare a reasonable modification thereof, and this document shall be valid and enforceable, and the parties hereto agree to be bound by and perform the same as thus modified.

15. **BASIS OF BARGAIN.** Each party recognizes and agrees that the warranty disclaimers and liability and remedy limitations in this document are material, bargained for bases of their agreement and that they have been taken into account and reflected in determining the respective obligations of the parties.

[End]



# THE WORLD'S SOURCE FOR HIGH VOLTAGE TEST EQUIPMENT

ADVANCED TEST EQUIPMENT FOR HIGH VOLTAGE PROOF AND PREVENTIVE MAINTENANCE TESTING OF ELECTRICAL APPARATUS

## DC Hipot/Megohmmeter Test Sets



Two Testers in One

600 kVDC @ 5mA

80 kVdc  
10 mA

100 kVdc  
10 mA

\*\*Top DC  
Bucket Truck Tester

## AC Hipots - Field Portable




30 kVac @ 1 kVA

50 kVac @ 3 kVA  
Cable Output \*\*  
Only 1 piece

100 kVac @ 3 kVA

Built for Field Use  
Portable  
Affordable  
Rugged & Reliable  
Easily Serviceable

## Aerial Lift Test Sets - AC



0 - 60/120 kVac  
7 kVA capacitive\*  
4 kVA resistive  
Long duty cycle

300 kVac  
7 kVA

Bucket Truck Tester  
Great for other  
AC applications  
\*\* Top AC

## Oil Dielectric Testing



Standard & Micro Controlled  
60 kVac & 100 kVac models

60 kVac  
.5/2/3 kV/sec  
Digital Display  
Fully Programmable  
Panel Printer

## Very Low Frequency AC Technology

Cables & Motors/Generators  
0.1 - 0.01 Hz up to 200 kVac

VLF Withstand  
VLF TD & VLF PD



200 kVac peak - sine wave  
0.1 - 0.02 Hz to 3.75 uF  
90 kVac peak - sine wave  
0.1 - 0.02 Hz to 2.75 uF  
30 kVac  
0.4 uF

Many more models avail.



\*\* New Solid State Design  
34 kV peak - sine wave  
0.1 - 0.01 Hz to 7 uF

Wind Farm Model

## 50/60 Hz AC Dielectric Test Equipment: 5 kVA - 50 kVA

AC Testing of High Capacitance Loads - up to 300 kVac



5 kVac @ 1 A  
Motor Testing

10 kVac @ 10 kVA  
Low PD < 10 pc

100 kVac  
10 kVA  
PD < 10 pc

## Concentric Neutral Resistance Tester

Ω-CHECK™



## HV Dividers

150 kV AC/DC  
300 kV AC/DC



## VLF Diagnostic Cable Testing

Tan Delta & Partial Discharge



TDB-60 0 - 60 kVac

TD-34E  
0-34 kV

TD/34E  
0-34 kV

TD/34E  
0-34 kV

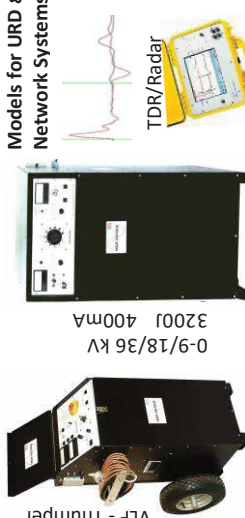
TD/34E  
0-34 kV

TD/34E  
0-34 kV

TD/34E  
0-34 kV

## Capacitor Discharge Systems - Thumpers

Three Full Joule Outputs - VLF/Thumper Combo



\*\* VLF - Thumper

0-9/18/36 kV  
3200J 400mA

Models for URD &  
Network Systems

TDR/Radar

\* Van Package \*

